

A simple and easy transition to Digital imaging in Portable X-ray

FDR ES mobile solution*2 transforms your analogue mobile X-ray units into Digital Radiography systems quickly and easily. Images can be checked quickly on the spot, thus improving efficiency.

*2 The mobile type of Console Advance is also necessary in addition to FDR ES.



"SmartSwitch" Technology

The "SmartSwitch" technology allows automatic X-ray detection. With "SmartSwitch," the FDR ES no longer requires connection between the X-ray generator and DR to automatically detect the X-ray exposure and begin image acquisition.



FDR ES Specifications

Model name	DR-ID 1270			
				
	FDR ES G35	FDR ES C35	FDR ES G43	FDR ES C43
Scintillator	GOS (Gadolinium oxysulfide)	CsI (Cesium Iodide)	GOS (Gadolinium oxysulfide)	CsI (Cesium Iodide)
Detector size	460 × 384 × 15mm (Approx.)	460 × 384 × 15mm (Approx.)	460 × 460 × 15mm (Approx.)	460 × 460 × 15mm (Approx.)
Weight	Approx. 2.9kg (including battery)	Approx. 2.9kg (including battery)	Approx. 3.7kg (including battery)	Approx. 3.7kg (including battery)

Optional parts



Battery charger

Battery

Fujifilm AP

MP box

Power-Box

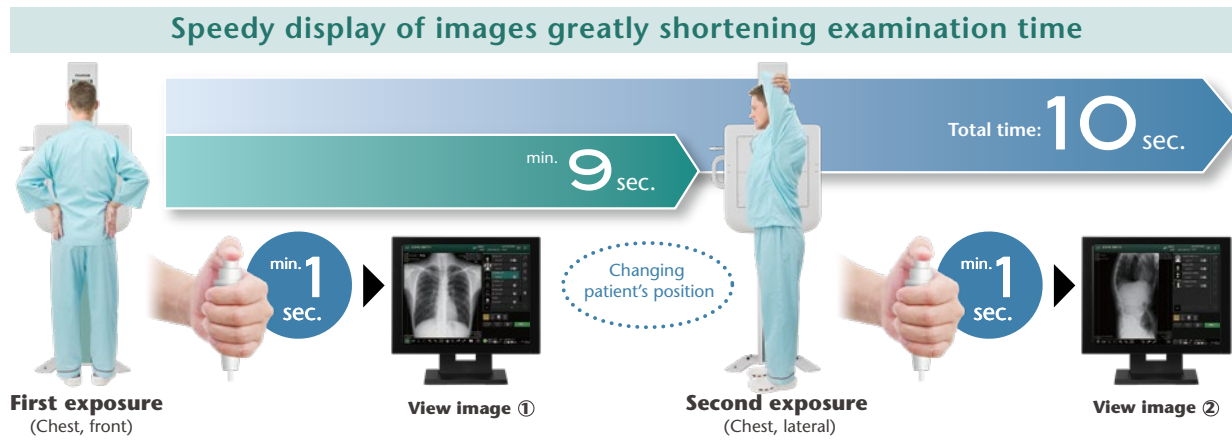
External appearance and specifications are subject to change without notice.
All brand names or trademarks are the property of their respective owners.
All products require the regulatory approval of the importing country.
For details on their availability, contact our local representative.
Please contact FUJIFILM's authorized distributor for FDR ES X-ray system.



Simple and Smart Essence

NEW
FDR ES
G35 | G43 | C35 | C43


Enhance your workflow with FUJIFILM's latest flat panel detector and image processing



Protection and Durability

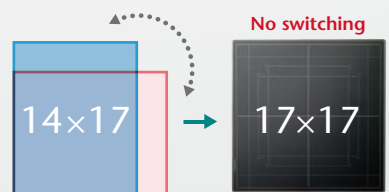
Innovative structure design, waterproofing and quick system launch gives piece of mind in tough medical environments.

- A frame structure that increases durability — 300 kg load capacity
- IPX3 waterproofing with Easy-to-clean flat shape
- One handed battery replacement and ready to image in 30 seconds



17×17 cassette removes unnecessary cassette handling

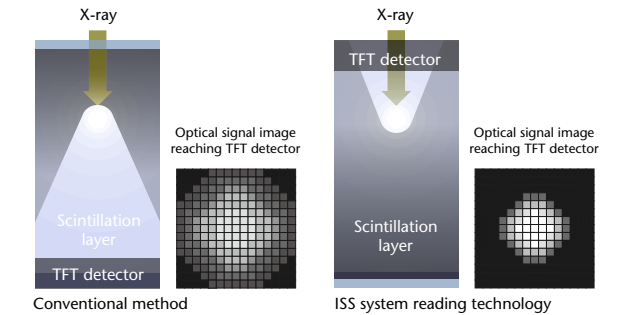
The 17×17 square shaped cassette allows improved workflow by removing the requirement of switching the cassette horizontally or vertically during the examination.



Fujifilm's exclusive technology for achieving high resolution and low dose

ISS system reading technology promotes high sensitivity

Equipped with Fujifilm's proprietary Irradiated Side Sampling (ISS) technology, which positions its capture electronics (TFTs) at the irradiation side, in contrast to traditional detectors. This design significantly suppresses scattering and attenuation of X-ray signals, improving efficiency to produce sharper images at lower doses compared to Conventional method.



Fujifilm noise reduction circuit improves detector sensitivity in high absorption regions

The uniquely developed noise reduction circuit reduces noise in the image. In particular, granularity of low-concentration regions such as the heart and mediastinum is dramatically improved.



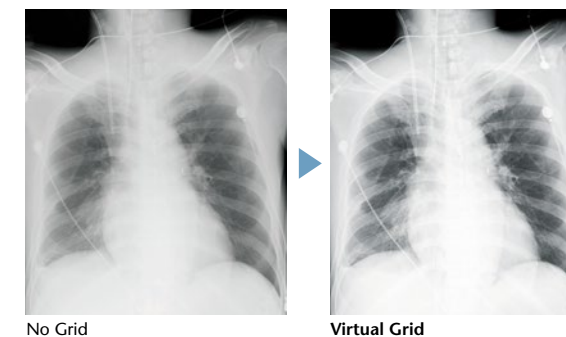
Compatible with Console Advance*, employing advanced image processing technology to provide optimized X-ray image

Simpler, more efficient with improved workflow for the Radiographer, our advanced image processing provides higher diagnostic value with reduced impact for the patients.

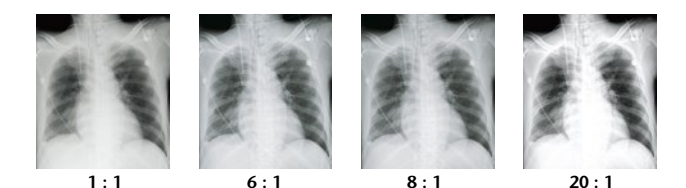


Virtual Grid

Grid like Image quality without using a grid



Virtual Grid is an image processing software that corrects for the effects of scatter radiation that otherwise reduce image contrast and clarity. Without the need for an anti-scatter grid, this software quickly and precisely predicts and then corrects for the effects of scattered radiation... creating high quality images.



You can choose the optimum grid ratio for your examination needs.

*It does not guarantee an equivalent effect to the actual grid.

Dynamic Visualization II * Optional

Advanced recognition algorithms automatically adjust contrast and density for individual body parts based on calculation of estimated 3D image data.



Conventional processing



Dynamic Visualization II

*1 Console Advance (Model name : DR-ID 300CL) is not included in the component of FDR ES. For the details of Console Advance, please refer to the brochure of Console Advance.